



### District Report Card: 2017


<b>State:</b> Mizoram	<b>District:</b> Kolasib
<b>Class:</b> 3	<b>Subject:</b> Mathematics
<b>Schools:</b> 56	<b>Students:</b> 569


### Participation/Coverage


#### Students

<div>GENDER</div> <div></div>	Boys		Girls	
	Number	%	Number	%
	305	53.60	264	46.40

<div>AREA</div> <div></div>	Rural		Urban	
	Number	%	Number	%
	396	69.60	173	30.40

<div>CATEGORY</div> <div></div>	SC		ST		OBC		GEN	
	Number	%	Number	%	Number	%	Number	%
	4	0.70	558	98.07	4	0.70	3	0.53

<div>CWSN</div> <div></div>	LD	VI	HI	S&LD	ID	Oth
	3	2	1	7	1	14

<div>Management</div> <div></div>	Government		Government-aided	
	Number	%	Number	%
	569	100.00	0	0.00

### Average Performance of Students in Mathematics (%)

Overall	Gender		Area		Management		Social Group			
	Male	Female	Rural	Urban	Govt.	Aided	SC	ST	OBC	GEN
67.53	67.28	67.83	64.23	75.11	67.53	0.00	80.00	67.25	80.00	86.67

## Performance on Learning Outcomes (LOs)

Learning Outcomes	Description	Average Performance(%)
M301	Reads and writes numbers up to 999 using place value	10.17
M302	Compares numbers up to 999 based on their place values	81.20
M303	Solves simple daily life problems using addition and subtraction of three digit numbers with and without regrouping	69.33
M304	Constructs and uses the multiplication facts (up till 10) in daily life situations	74.34
M305	Analyses and applies an appropriate number operation in the situation/ context	38.66
M306	Explains the meaning of division facts by equal grouping/sharing and finds it by repeated subtraction	78.38
M309	Identifies and makes 2D-shapes by paper folding, paper cutting on the dot grid, using straight lines etc.	93.87
M311	Fills a given region leaving no gaps using a tile of a given shape	24.14
M312	Estimates and measures length and distance using standard units like centimeters or meters & identifies relationships	49.10
M317	Reads the time correctly to the hour using a clock/watch	84.18
M318	Extends patterns in simple shapes and numbers	66.55
M319	Records data using tally marks, represents pictorially and draws conclusions	89.46

Range of Performance of Students who Answered Correctly							
Below 30%		30% - 50%		50% - 75%		Above 75%	
Number	%	Number	%	Number	%	Number	%
23	4.04	99	17.40	264	46.40	183	32.16

### Lowest Performing Learning Outcomes (LOs)

- 1 - Reads and writes numbers up to 999 using place value (10.17)
- 2 - Fills a given region leaving no gaps using a tile of a given shape (24.14)
- 3 - Analyses and applies an appropriate number operation in the situation/ context (38.66)
- 4 - Estimates and measures length and distance using standard units like centimeters or meters & identifies relationships (49.10)
- 5 - Extends patterns in simple shapes and numbers (66.55)